



Date: 10.04.2019

Shabaam-ul-Muazzam 04-1440




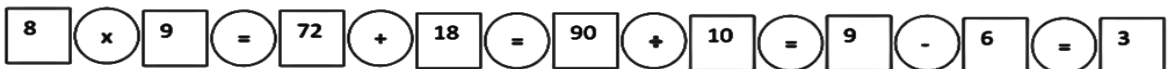
Holiday Homework - Grade V

Dear Parent,
Assalam Alaikum

Though a break from the academic routine is necessary for the students, it is also required that they remain in touch with their syllabus during the long vacation.

In view of the above, assignments in different subjects are being given to all the students. These are to be completed by the students only and submitted on the reopening day of the school.


Parameters for assessing Holiday Homework are: Content, Presentation, Creativity, Neatness and Timely Submission.

Subject	Holiday Homework- Grade V
ENGLISH	<ol style="list-style-type: none"> Cut out an article from newspaper. Circle 10 new or unfamiliar words to you, from the article and find their meanings using a dictionary. Paste the article on an A4 size sheet. Write the circled words with their meanings and also use the circled words make sentences of your own. Compose your own fun comic strip on a chart paper including the following elements. <ul style="list-style-type: none"> Characters Setting Plot Problem Solution Lesson <p>[Use colour pencils & draw pictures to make it more presentable.]</p>
SCIENCE	<ul style="list-style-type: none"> Obtain seeds from ripe fruits like guava/papaya/ tomato/ orange. Dry the seeds for 2-3 weeks. Germinate them in small pots. Observe the various stages the seeds undergo. Draw and explain the stages on a A4 size paper. Display the seedlings in your classroom when they are about 4 weeks old. Describe the various stages involved in cultivation of crops. Paste appropriate picture for each stage. To be done on Chart paper.
SOCIAL SCIENCE	<ol style="list-style-type: none"> Make a flat representation of the Earth & locate the continents and oceans. Colour the continents and oceans using different colours and also write atleast two features of each. Write a brief history of Telangana State and its formation. Collect and Paste pictures related to it. [To be done on A4 Size paper]
MATHS	<ol style="list-style-type: none"> Make a chart of Roman numerals from 1 to 50. (Ex: Using Match sticks, ice creamsticks, concrete object) Also write 3 basic rules of writing roman numerals. Ex: 1.  2.  3.  Refer Chapter 1 [Roman Numeral System] from Reader. Number web: Refer sample web and make a web on A4 Size paper and write the missing operations (+ - x ÷) in the circle and the missing numbers in the square box. One has been done for you. Coloured the circles. Refer the Worksheet. 

Note: Summer Vacation is from 13th April, 2019 to 9th June, 2019. School reopens on 10th June, 2019.

Parents are requested to pay the first term fee for the academic year 2019-20 at the earliest.

(Fee structure for the Academic year 2019-20 can be collected from Accounts dept.)



Principal

**NUMBER
WEB**

10 = + =
20 = - =
100 = ÷ =
150 = × =
1000 = + =
500 = - =
200 = ÷ =
10 = × =

5 = × =
4 = × =
800 = + =
1000 = - =
600 = ÷ =
9 = × =
12 = × =
5 = × =
90 = + =
110 = ÷ =
10 = × =
5 = × =
5 = × =
6 = × =
72 = + =
81 = ÷ =
90 = - =
10 = × =
9 = - =
6 = × =
3 = × =

1 = × =
6 = × =
42 = + =
84 = - =
50 = ÷ =
10 = × =
11 = + =
22 = × =
4 = × =
88 = - =
60 = ÷ =
10 = × =
9 = × =
81 = - =
51 = + =
100 = × =
5 = × =
500 = × =